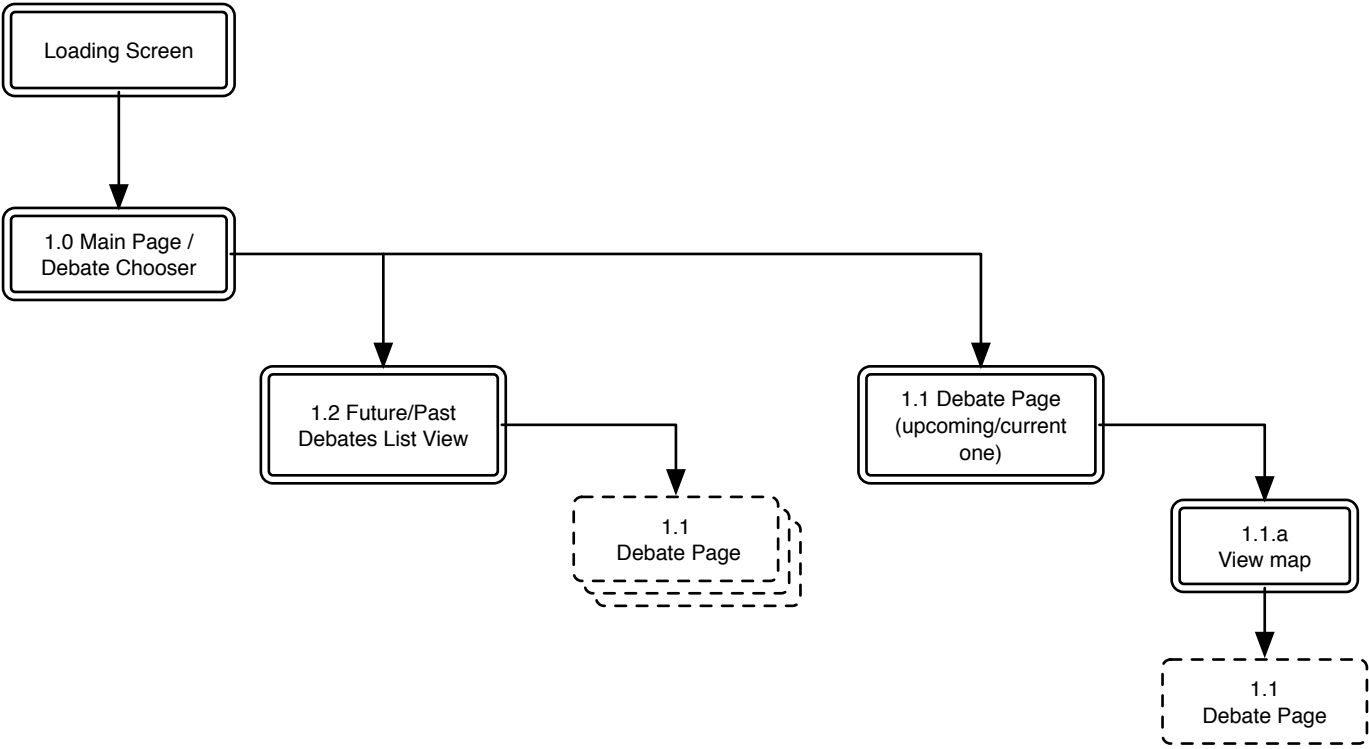
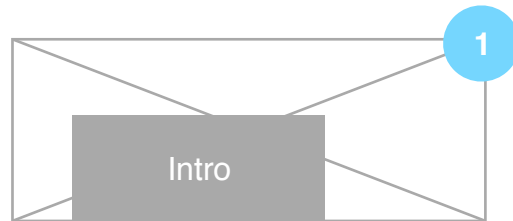


Debate Club



StatusBar



2
Debate is happening now!
OR
Debate in days/hrs/min/sec

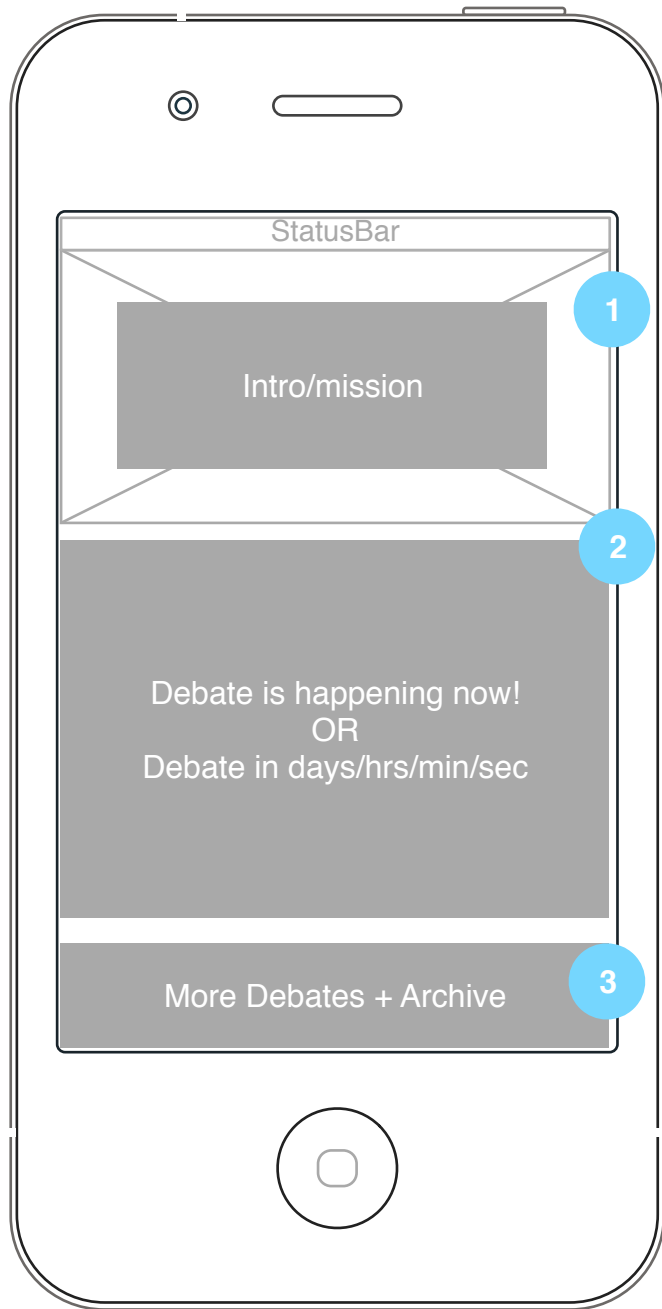
3
More Debates + Archive

1.0 Main Page / Debate Chooser

Notes

The debate chooser serves as the user's debate selection page—since the user's first step in the application is to choose a debate—and as the homepage of the application.

1. A bit of intro text/graphic gives the mission/goal of the application.
2. A button/graphic tells the user how many seconds/minutes/hours/days remain until the next debate. If tapped, the button takes the user to that debate page.
3. Another button links to a list page for archived and (other) upcoming debates.



1.0 Main Page / Debate Chooser

Notes

Since the app is about tracking and contributing to debate approval ratings, we chose to make the initial interface about getting to a debate page.

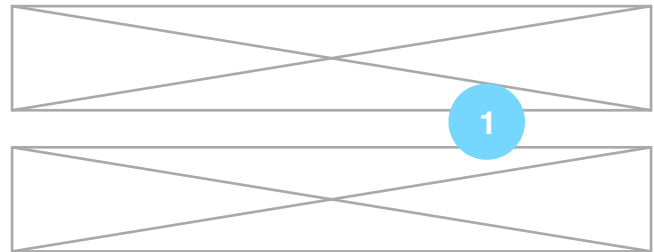
1. The intro/mission of the app appears at the top of the page. For new users, this is their introduction to the app.

2. The current or upcoming debate is most urgent, so it has the primary presence on the page is the current or upcoming debate button—possibly it has faces of the candidates about to 'face off.'

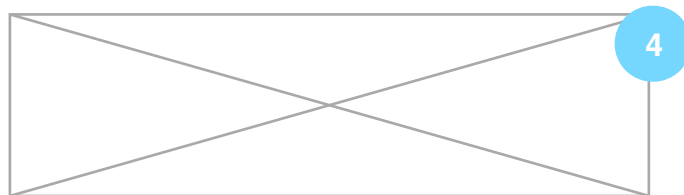
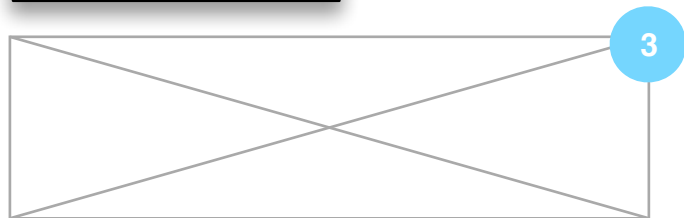
3. The 'more debates' button allows for viewing of the debate archive (and associated analytics from the user base) as well as upcoming debates beyond the current/closest one, so that users can plan viewing parties in advance—especially in crowded debate seasons like the one we witnessed during the Republican primary.

StatusBar

Back NavigationBar



2
Use your location?

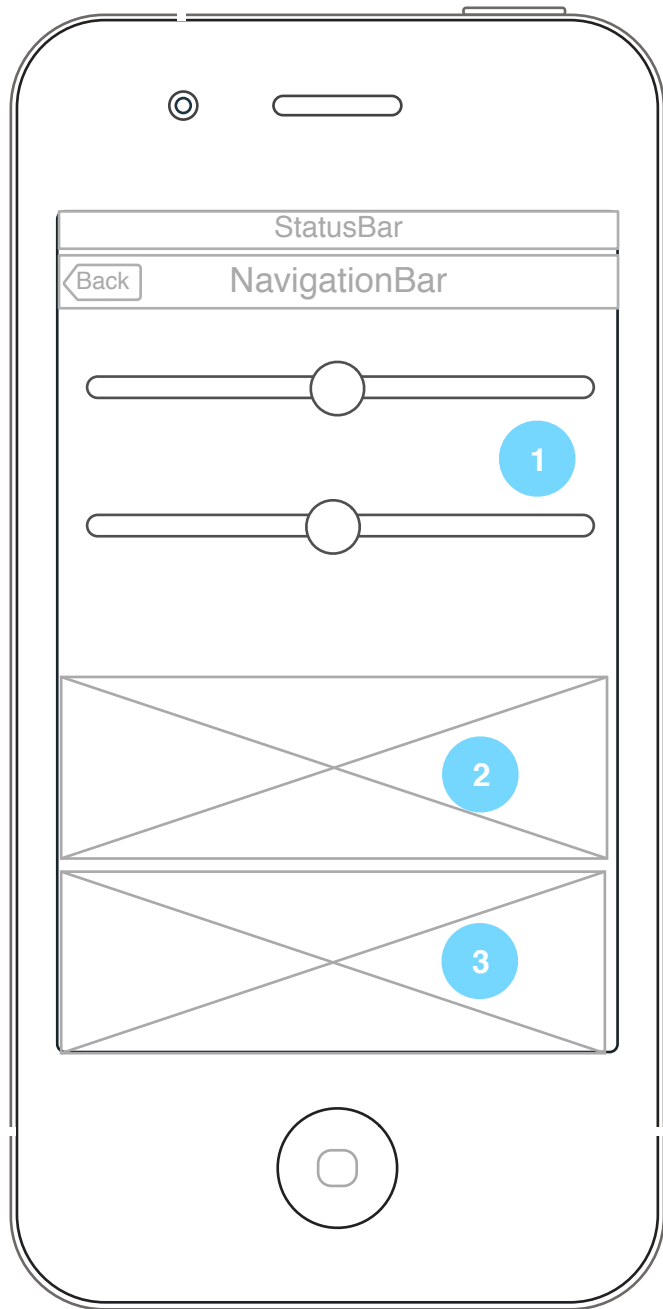


1.0 Main Page / Debate Chooser

Notes

The debate page is the location for charting your approval of a candidate's message/performance during the debate along a slider or 'knob,' as well as the gateway through which users can see analytics (how others are rating the candidates) join a specific group (a.k.a. a "debate club"), create a club, or view a map to pull analytics from another location.

1. Interface for rating debate performance.
2. When the user first shows up on this screen, s/he will be asked for permission to use her/his location—this is so that the app can display nearby reactions from other users.
3. Average approval rating from nearby users.
4. Average approval rating within a chosen group or a chosen location.
5. Links out to other pages.

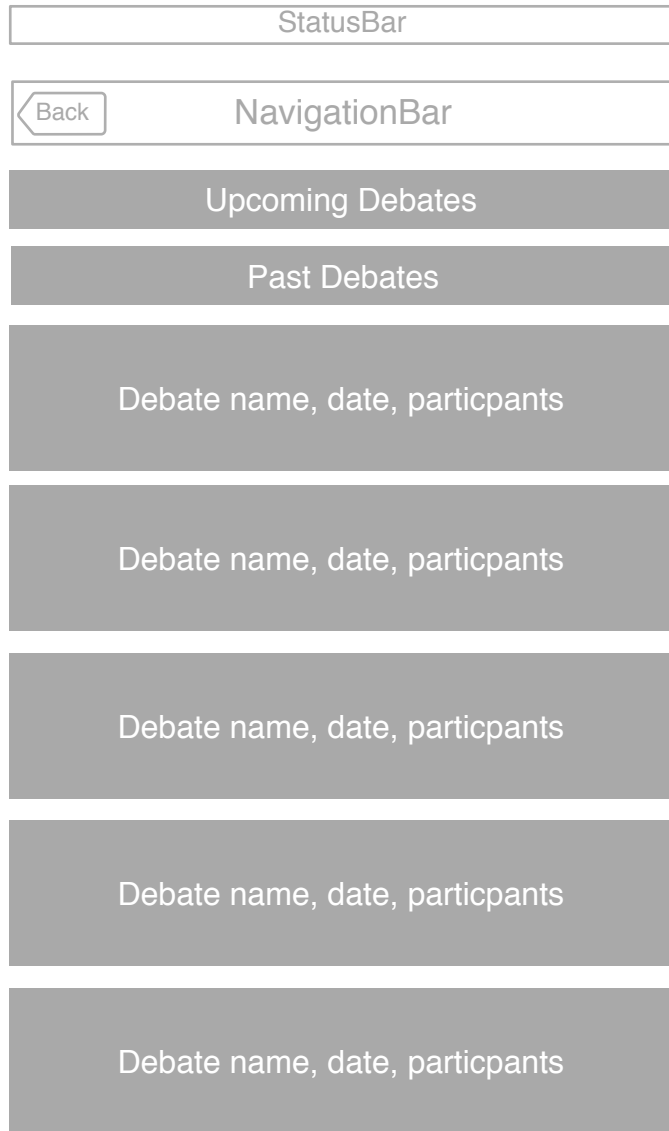


1.1 Debate Page

Notes

This is the screen that is in use when the debate in question is active. If it is an upcoming debate, everything except the bottom bar of buttons will be grayed out, with a superimposed countdown to the debate. If it is a past debate, the top simply displays the candidates, and sections 2 and 3 are given extra space.

1. The top of the screen is occupied with the candidate rating interface (sliders that return to the middle (neutral) position when inactive).
2. The default, if the user is not part of a group, is for the average ratings of nearby users to populate on their screen, taking the full size of sections 2 and 3.
3. If the user joins/creates a club or selects a region on the map to monitor, analytics populate in this space.



1.2 Debates List View

Notes

List of upcoming and past debates




1.2 Debates List View

Notes

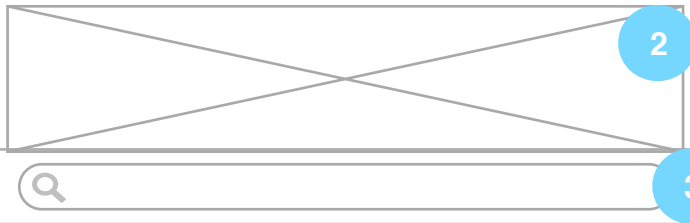
Upcoming debates are listed at the top, in chronological order; past debates follow in reverse chronological order.

StatusBar

Back NavigationBar



Select an area to see how people are rating the candidates!

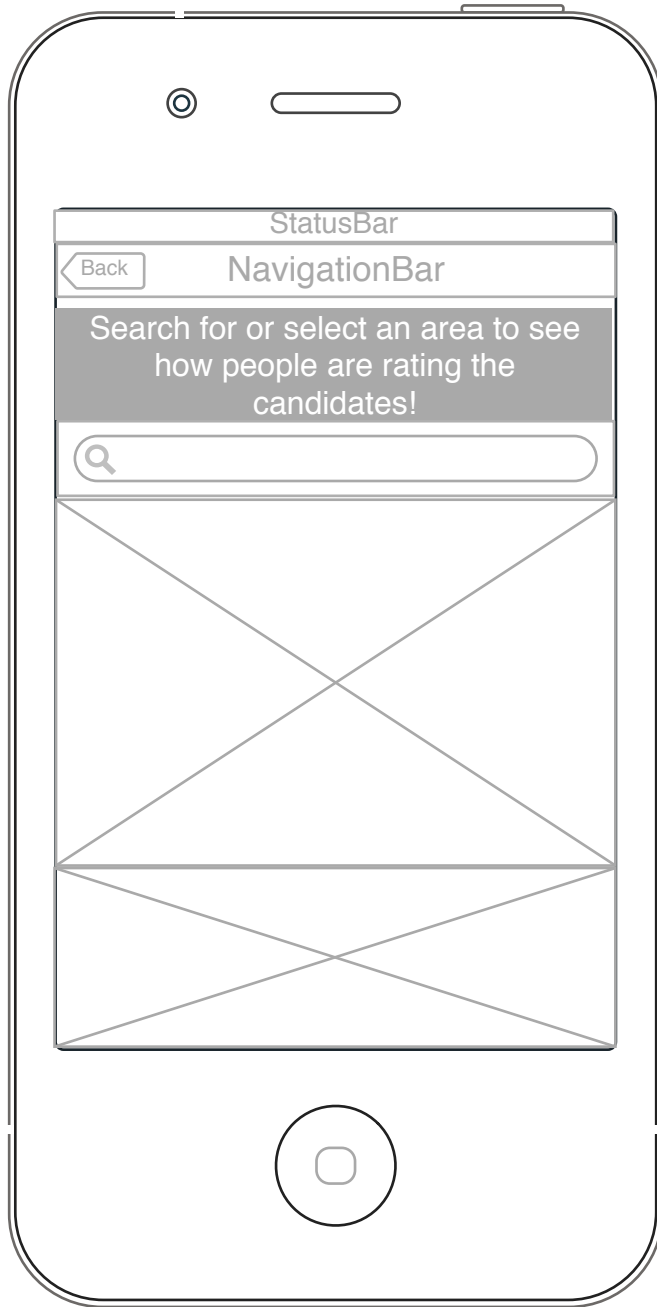


1.1.b Map

Notes

A map from which you can select a location to follow (i.e. see ratings)

1. Google Map.
2. Chart of the location's overall rating.
3. Search bar to allow you to quickly find a specific city/region.



1.1.b Map

Notes

Users can search the US or tap on an interactive map to select a location from which to follow candidate ratings