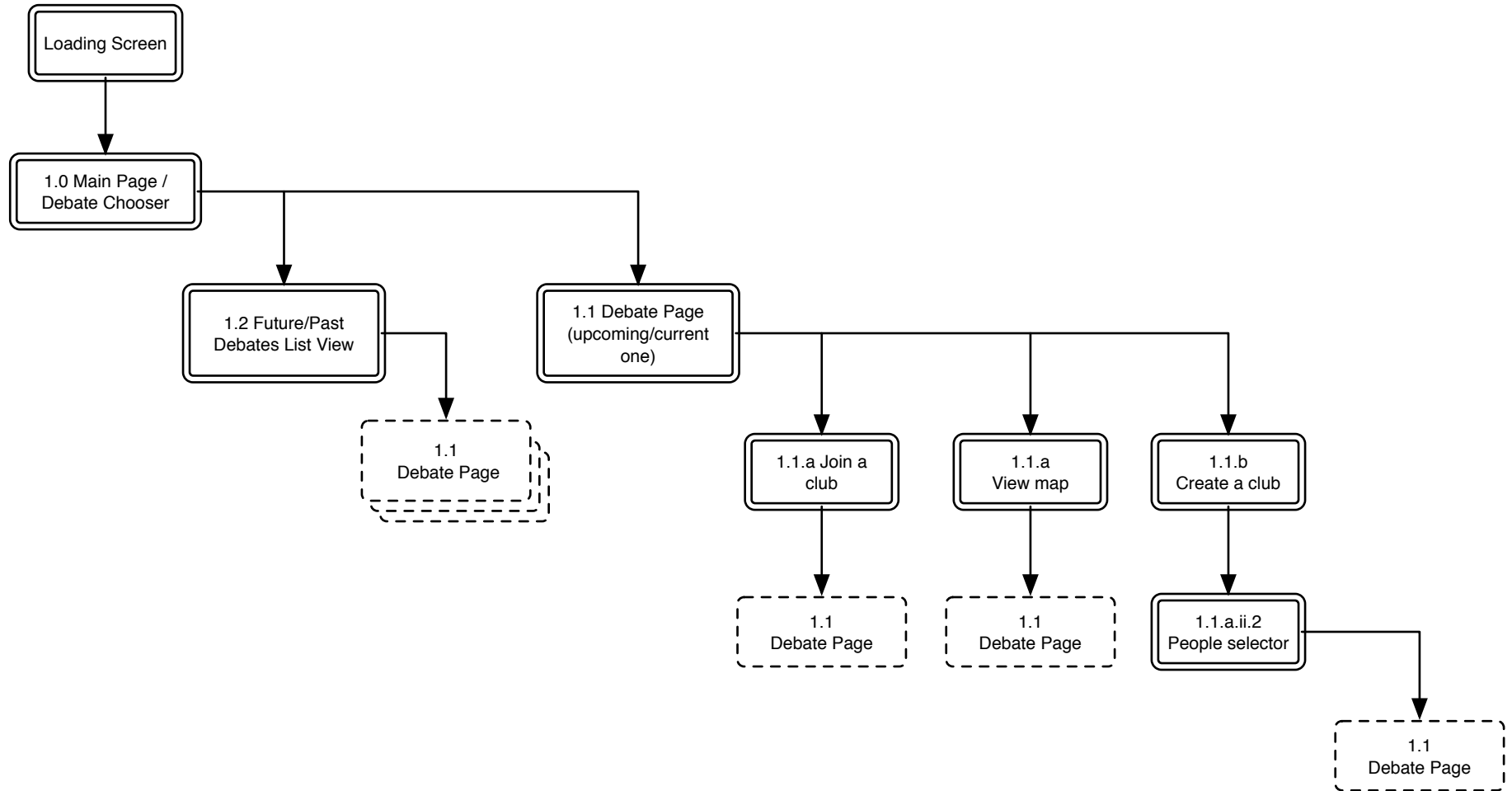
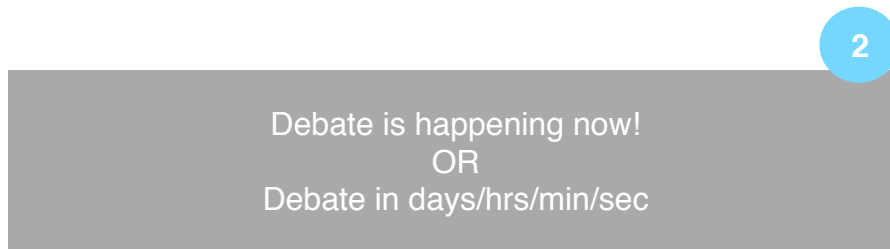


Debate Club



StatusBar

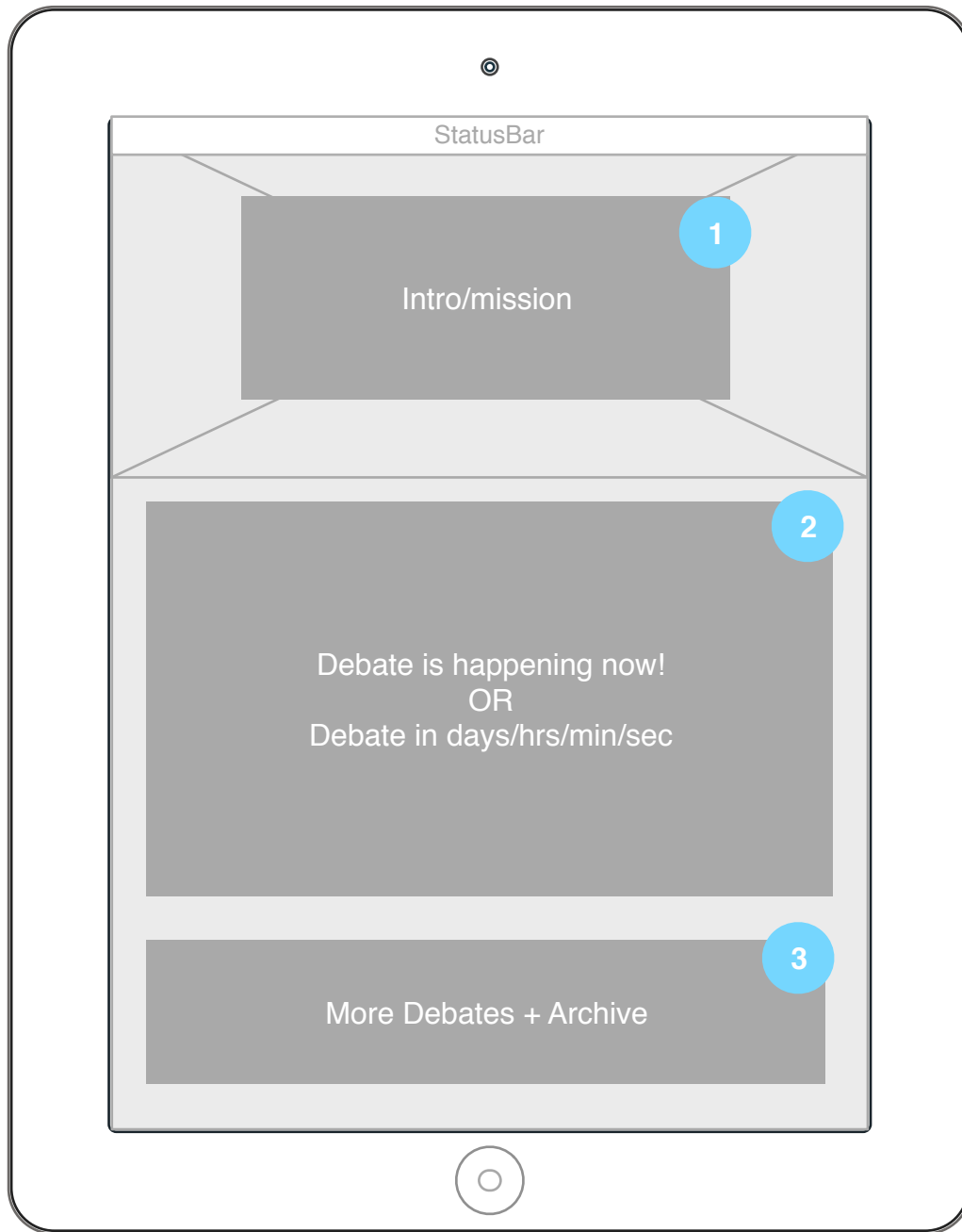


1.0 Main Page / Debate Chooser

Notes

The debate chooser serves as the user's debate selection page—since the user's first step in the application is to choose a debate—and as the homepage of the application.

1. A bit of intro text/graphic gives the mission/goal of the application.
2. A button/graphic tells the user how many seconds/minutes/hours/days remain until the next debate. If tapped, the button takes the user to that debate page.
3. Another button links to a list page for archived and (other) upcoming debates.



1.0 Main Page / Debate Chooser

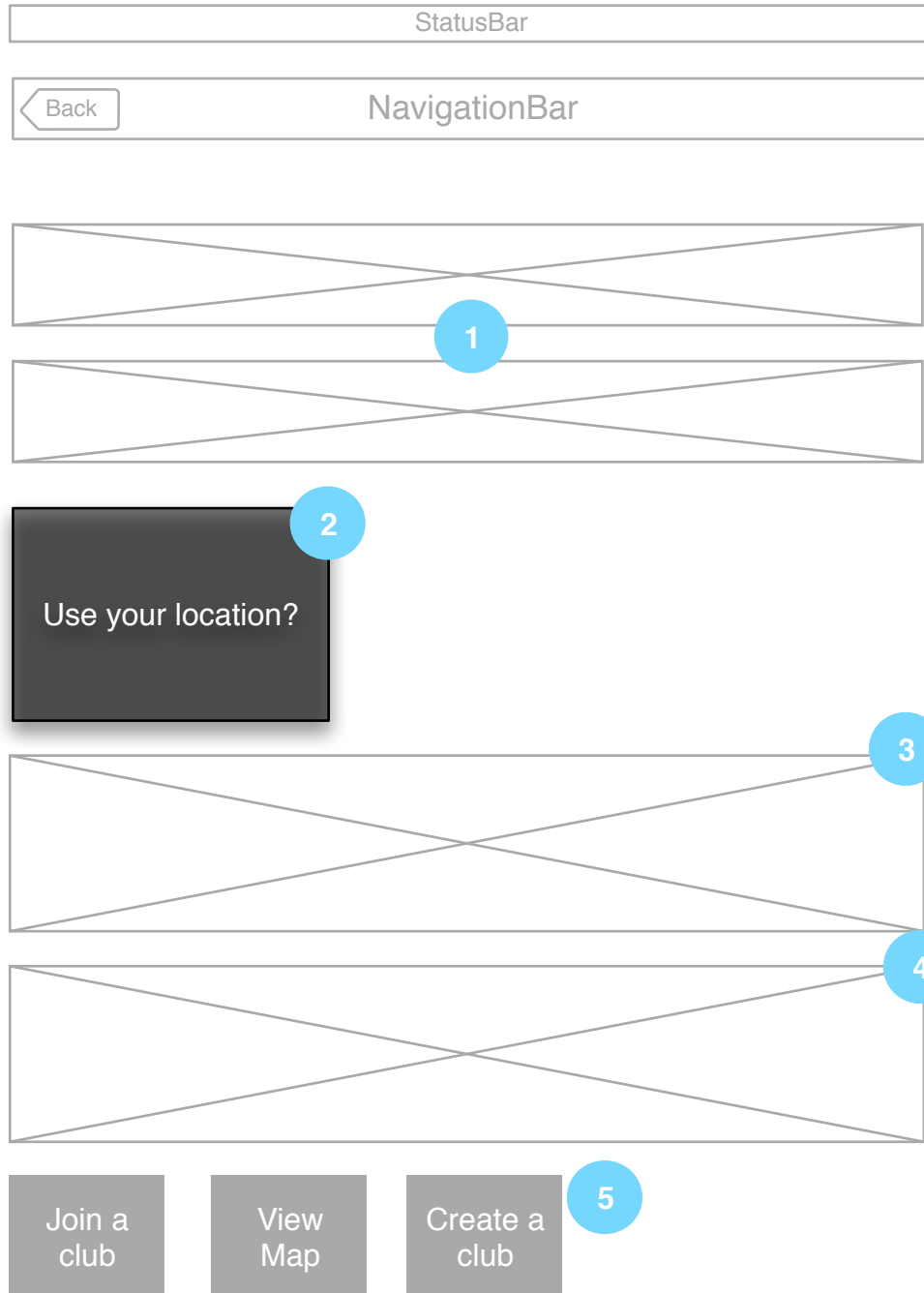
Notes

Since the app is about tracking and contributing to debate approval ratings, we chose to make the initial interface about getting to a debate page.

The intro/mission of the app appears at the top of the page. For new users, this is their introduction to the app.

The current or upcoming debate is most urgent, so it has the primary presence on the page is the current or upcoming debate button—possibly it has faces of the candidates about to 'face off.'

The 'more debates' button allows for viewing of the debate archive (and associated analytics from the user base) as well as upcoming debates beyond the current/closest one, so that users can plan viewing parties in advance—especially in crowded debate seasons like the one we witnessed during the Republican primary.

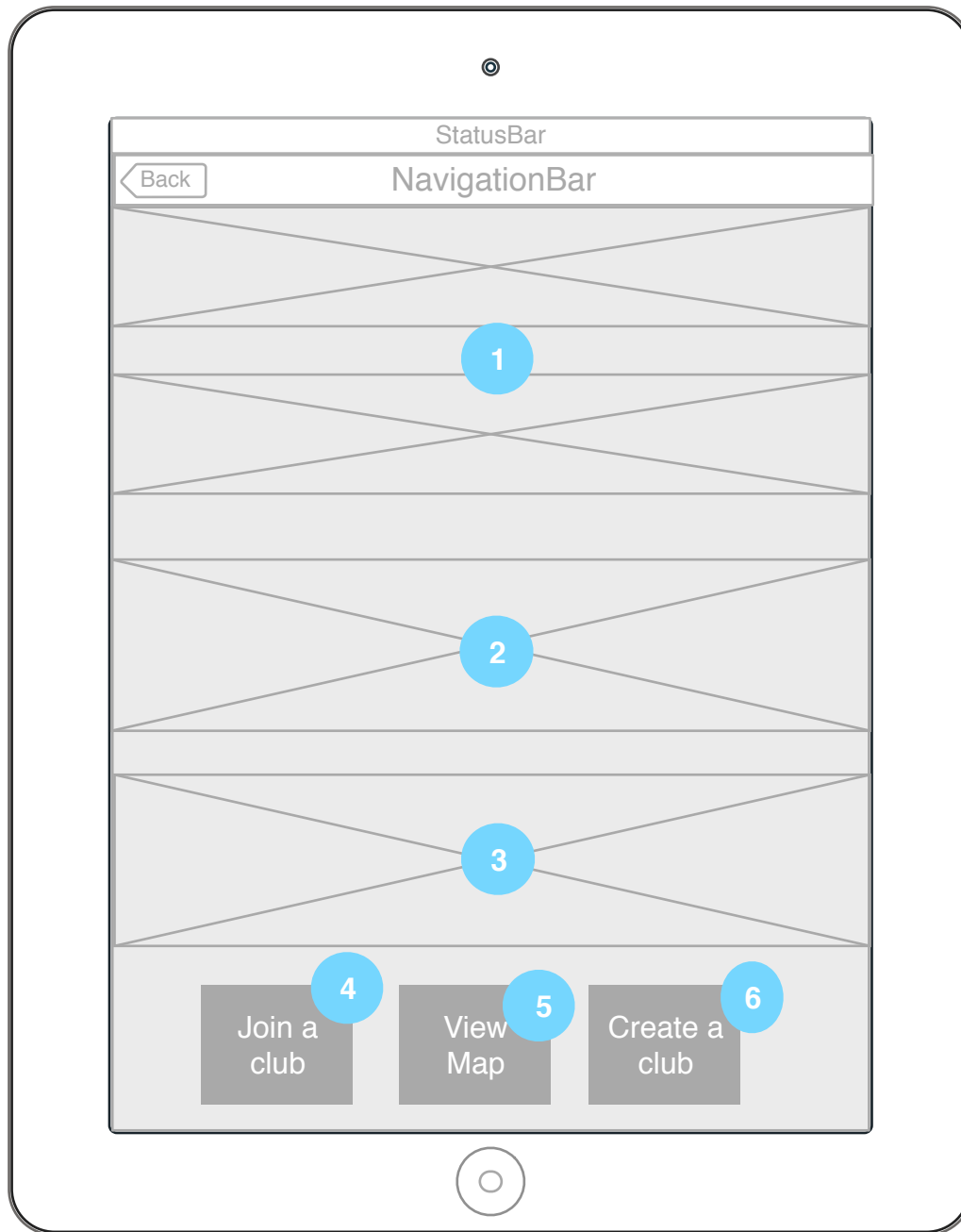


1.0 Main Page / Debate Chooser

Notes

The debate page is the location for charting your approval of a candidate's message/performance during the debate along a slider or 'knob,' as well as the gateway through which users can see analytics (how others are rating the candidates) join a specific group (a.k.a. a "debate club"), create a club, or view a map to pull analytics from another location.

1. Interface for rating debate performance.
2. When the user first shows up on this screen, s/he will be asked for permission to use her/his location—this is so that the app can display nearby reactions from other users.
3. Average approval rating from nearby users.
4. Average approval rating within a chosen group or a chosen location.
5. Links out to other pages.



1.1 Debate Page

Notes

This is the screen that is in use when the debate in question is active. If it is an upcoming debate, everything except the bottom bar of buttons will be grayed out, with a superimposed countdown to the debate. If it is a past debate, the top simply displays the candidates, and sections 2 and 3 are given extra space.

1. The top of the screen is occupied with the candidate rating interface.

2. The default, if the user is not part of a group, is for the average ratings of nearby users to populate on their screen, taking the full size of sections 2 and 3.

3. If the user joins/creates a club or selects a region on the map to monitor, analytics populate in this space.

4, 5, 6. Links to additional sources for analytics—club and regional pages.

StatusBar

Back NavigationBar

Group Title

Group Title (text field)

Notes

Notes (text field)

Send e-mail invitations

Connect with Facebook

Connect with Gmail

Connect with LinkedIn

Former Groups

Former group

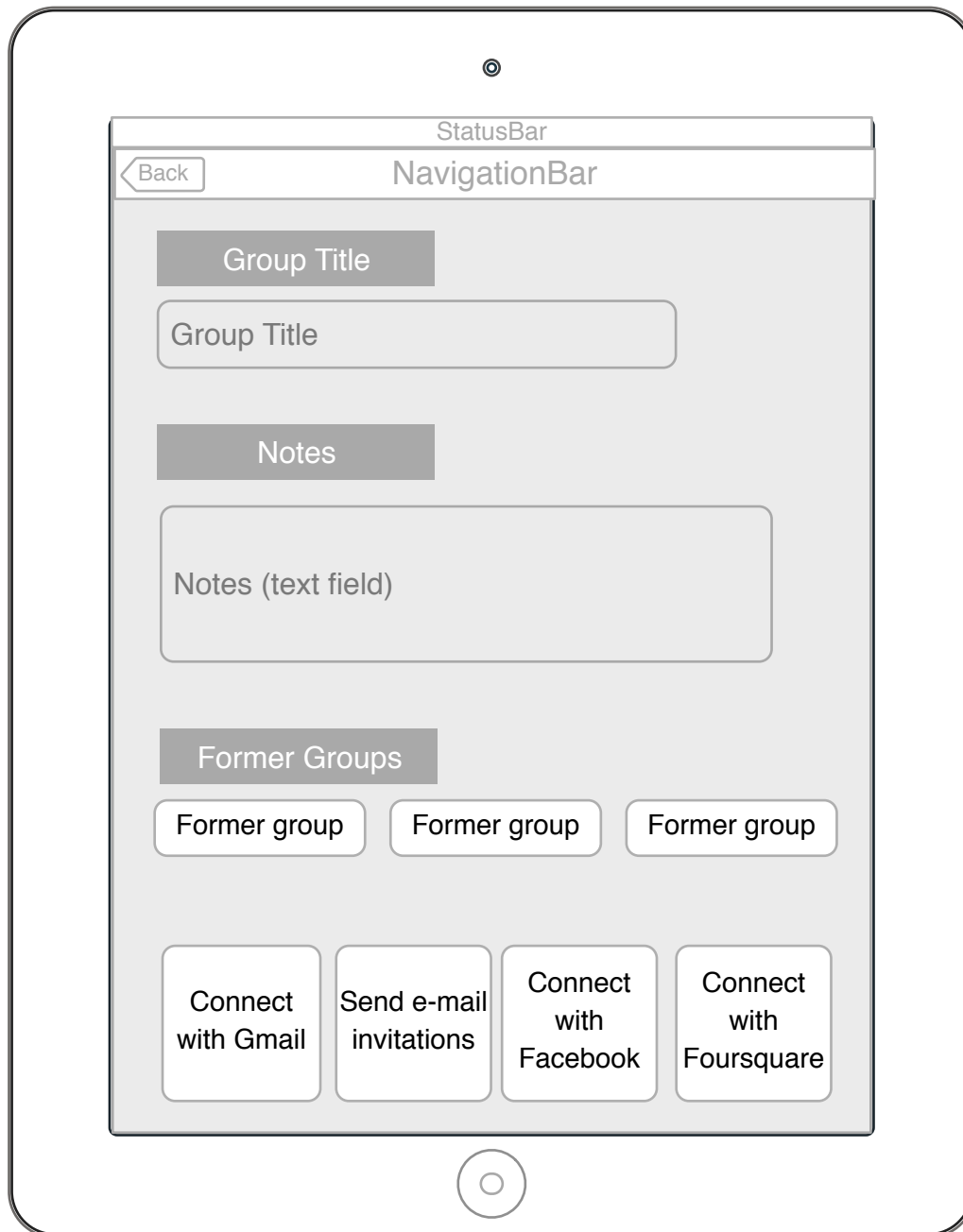
Former group

Former group

1.1.a People Selector/Create a Group

Notes

The page that appears if someone chooses to create a group.



1.1 Debate Page

Notes

This is the screen that is in use when the debate in question is active. If it is an upcoming debate, everything except the bottom bar of buttons will be grayed out, with a superimposed countdown to the debate. If it is a past debate, the top simply displays the candidates, and sections 2 and 3 are given extra space.

1. The top of the screen is occupied with the candidate rating interface.
2. The default, if the user is not part of a group, is for the average ratings of nearby users to populate on their screen, taking the full size of sections 2 and 3.
3. If the user joins/creates a club or selects a region on the map to monitor, analytics populate in this space.
- 4, 5, 6. Links to additional sources for analytics—club and regional pages.

StatusBar

Back NavigationBar

Upcoming Debates

Past Debates

Debate name, date, participants

Debate name, date, participants

Debate name, date, participants

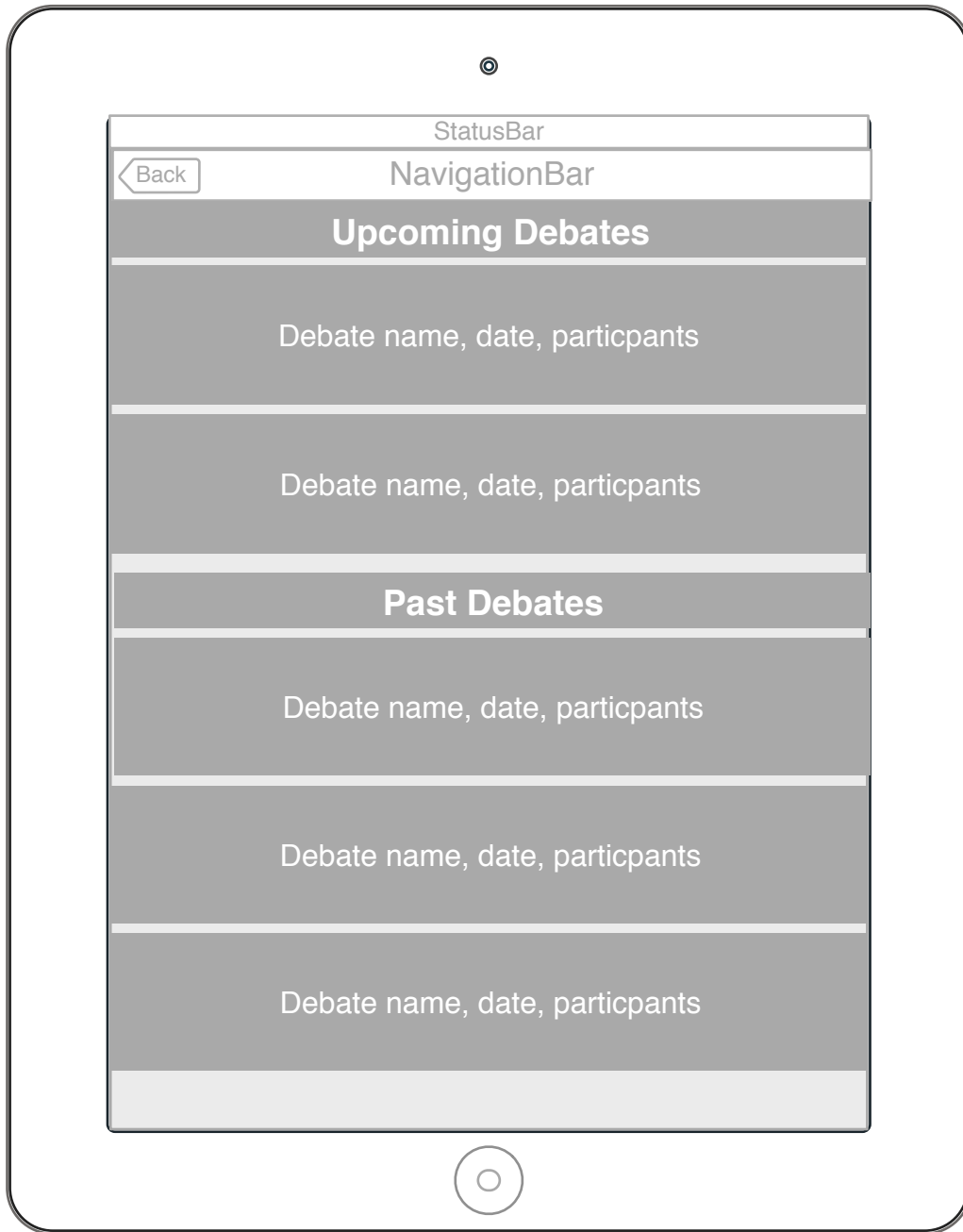
Debate name, date, participants

Debate name, date, participants

1.2 Debates List View

Notes

List of upcoming and past debates




1.2 Debates List View

Notes

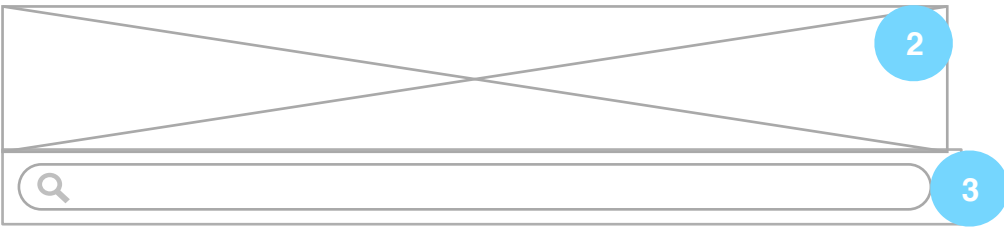
Upcoming debates are listed at the top, in chronological order; past debates follow in reverse chronological order.

StatusBar

Back NavigationBar



Select an area to see how people are rating the candidates!



1.1.b Map

Notes

A map from which you can select a location to follow (i.e. see ratings)

1. Map of the contiguous 48 states.
2. Map of non-contiguous states and territories.
3. Search bar to allow you to quickly find a specific city/region.



1.1.b Map

Notes

Users can search the US or tap on an interactive map to select a location from which to follow candidate ratings